



Guidelines for use of the European Network Integrate logo
Communications Unit, European Forest Institute
March 2020

Logo

for members

EUROPEAN NETWORK INTEGRATE LOGO - GUIDELINES



facilitated by EFI

The logo shows mixed species. Uneven stands are suggested by the different sizes of the sprouts, which at the same time work as roots, and roots are the natural network. The deadwood is also present in the horizontal line. Animals and mushrooms are also incorporated. Integration of multi-purpose forest.

Designed by: Jose Bolaños

PMS 3500 CP
R 6 G 112 B 57
HEX 067039
C 89 M 30 Y 100 K 23

Logo

for members

LOGO USAGE: GREEN VERSION



The green version of the European Network Integrate logo is only to be used on a white or light backgrounds.

Logo

for members

LOGO USAGE: WHITE VERSION



The white version of the European Network Integrate logo can be used on dark backgrounds (incl. black/white applications).

Logo

for members

CLEARANCE AREA

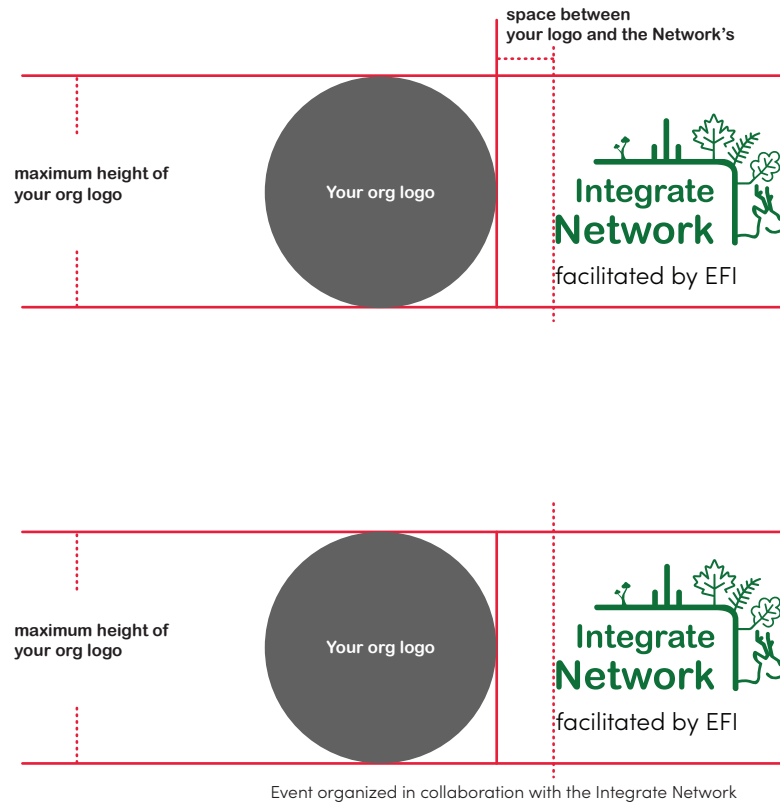


The clearance area around the logo should allow for breathing room all around it.

Logo

for members

PAIRING




Version 1: used by member countries and national focal points.

Version 2: used by organizations hosting an event within the Network's framework.


Logo

for members

DON'Ts



DO NOT stretch/squash/distort



DO NOT rearrange elements




DO NOT alter the typeface



DO NOT drop shadows



DO NOT mix with other colours



DO NOT extrude or bevel

These are examples of forbidden logo treatments.
Please refer to the colours, size and format in this document.

Logo

for members

TYPEFACE

Arial Rounded MT

**ABCDEFGHIJKLM
NOPQRSTUVWXYZ
abcdefghijklm
nopqrstuvwxyz
1234567890**

Sofia Pro Light

ABCDEFGHIJKLM
NOPQRSTUVWXYZ
abcdefghijklm
nopqrstuvwxyz
1234567890